

SOSEN LED Driver, Your Smart Choice

SS-100CA LED

: SS-100CA-XX*

: 100W LED

: V10

: 2023-02-01

LED DRIVER

CA

SS-100CA

100W

LED

SS-100CA-56*	90-305Vac	100.8W	28-56V	33-56V	1.5-3.0A
--------------	-----------	--------	--------	--------	----------

8%	0.98	90%	90
----	------	-----	----





SS-100CA LED



0-10V	0V	12V
	10%Iomax	10%Is1 I10T
	0V10x	

0.7V		
201,00	220Vac,	25 (MIL-HDBK-217F)
IP6		
	75	
mm*71mm	x	



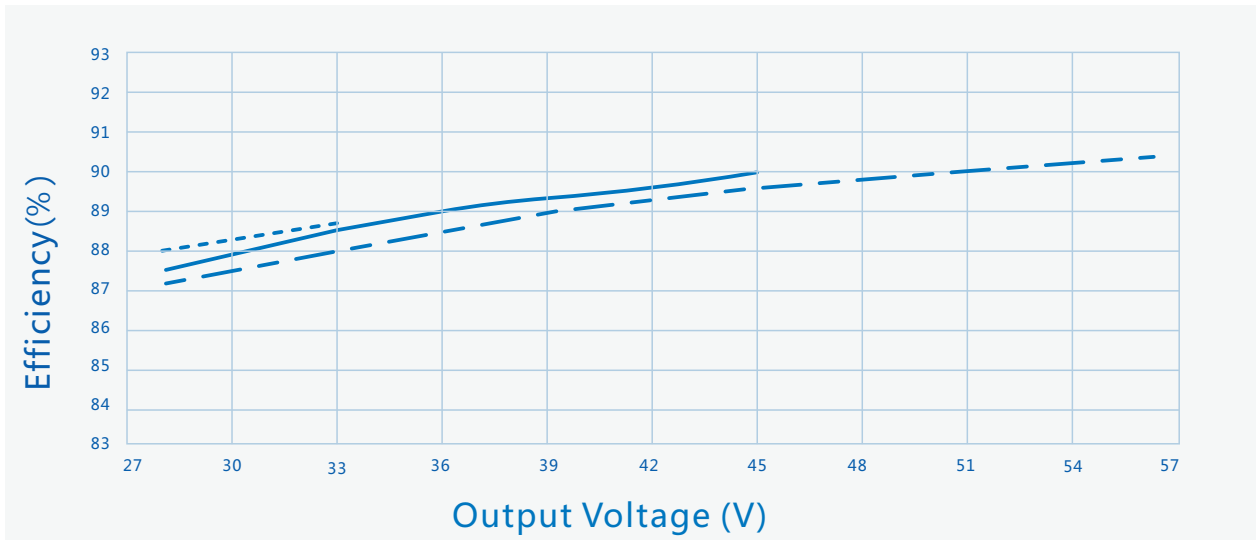
Tcase	-40	25	+90	
	-40	25	+90	
	10%RH		90%RH	
	5%RH		95%RH	
	-65m		4000m	

UL/cUL	UL8750	✓	
ENEC	EN 61347-1:2015 EN 61347-2-13:2014 EN 61347-2-13:2014/A1:2017	✓	
RCM	AS/NZS61347.2.13	✓	
BIS	IS15885:2012 Part 2 Sec 13		
CCC	GB 19510.14-2009	✓	
CE	EN 61347-2-13:2014 EN61347-1:2008+A1:2011+A2:2013	✓	

EMI/EMS		
	EN55015:2013+A1:2015 FCC Part 15 Subpart B; ANSI C63.4:2014	Class B
	EN55015:2013+A1:2015 FCC Part 15 Subpart B; ANSI C63.4:2014	Class B
	IEC/EN 61000-3-2	Class C
	IEC/EN61000-4-5;ANSI/C82.77-5-2017	B (6kV, 6kV)
	IEC/EN 61000-4-12;ANSI/C82.77-5-2017	B (6kV, 6kV)

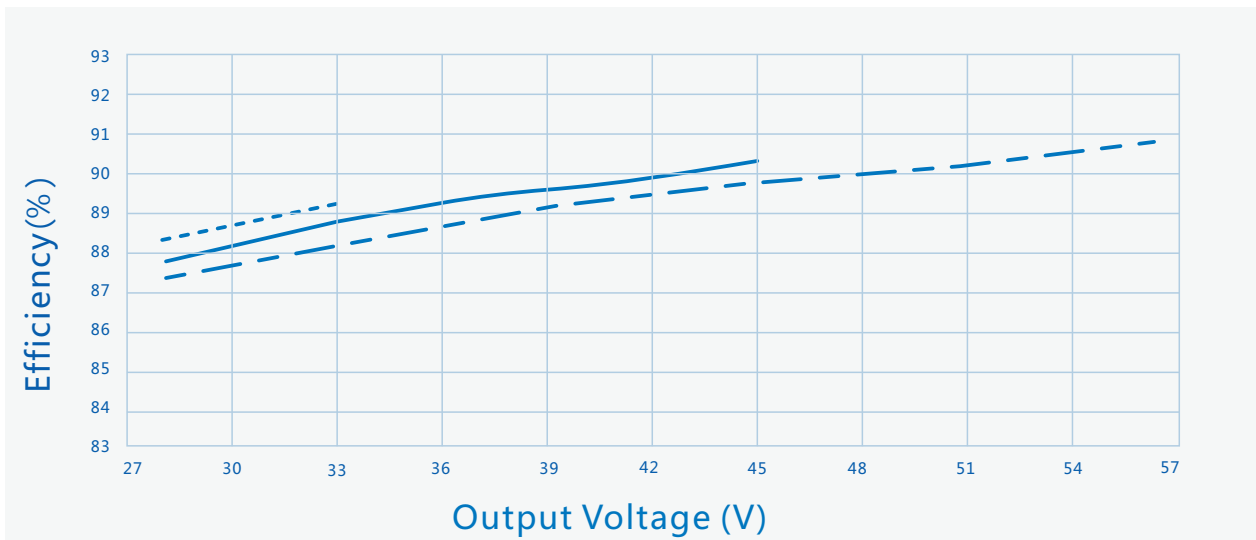


Vs. (Vin=220Vac)



----- Io=3000mA ————— Io=2200mA - - - - Io=1800mA

Vs. (Vin=277Vac)




----- Io=3000mA ————— Io=2200mA - - - - Io=1800mA





Vs.







1

†

704

2

SS-100CA LED



V00

2019/09/17

